

Public Access



UK & Ireland's Leading
Access Specialists

Ramps**PLUS**⁺
Access Solutions for All



About Us

Ramps Plus are UK & Ireland's leading provider of access solutions for all. We work closely with a broad spectrum of clients, both North and South of the Border, providing solutions for individual dwellings or large scale developments.

From initial survey, to regulations and health and safety, each installation will have its own specific requirements and we will use our expertise to create the perfect ramping solution. We pride ourselves on understanding the needs of our customers, having worked in this specialist field for over 20 years.

Ramps**PLUS**⁺
Access Solutions for All

Ramps Plus are a pioneer in the management and adoption of **'re-use' programmes**, ensuring our ramping equipment can be re-configured and used many times over, making it an achievable and hassle free option for everyone, whilst helping to **maximise budgets**. At the end of its life-span, all equipment can be **fully recycled**.



Re-usable



Ramps Plus always recommend equipment that **complies** with the **UK, NI and ROI building regulations**. Our **experience** in the field of access solutions enables us to offer you **advice and guidance** on meeting the requirements of Approved Document M and BS8300. Our modular metal ramp system has been designed to meet these requirements.

Compliance



We are aware of our **environmental responsibilities** and understand the actions and decisions we take all contribute to our carbon footprint. As such, all of our products have been designed with **longevity** in mind. We are committed to using recyclable packaging, **minimising waste**, adopting 'green' technologies and want to **play our part** for the benefit of future generations.

Environment



Access

Due to our extensive knowledge and experience, Ramps Plus are the preferred provider of public access ramps throughout the Island of Ireland. Over the years we have supplied a wide variety of ramps to retail units, offices, educational buildings, museums, railway stations, hospitals, airports, heritage buildings, COVID response sites...

The increasing popularity of modular/portable buildings and the ever-present need for such buildings to be constructed to short deadlines, while still being compliant, lends itself to a modular metal access solution.

Our range of equipment means we can create bespoke solutions, ensuring each project meets the required accessibility guidelines cost effectively and with minimal disruption.



Our Process

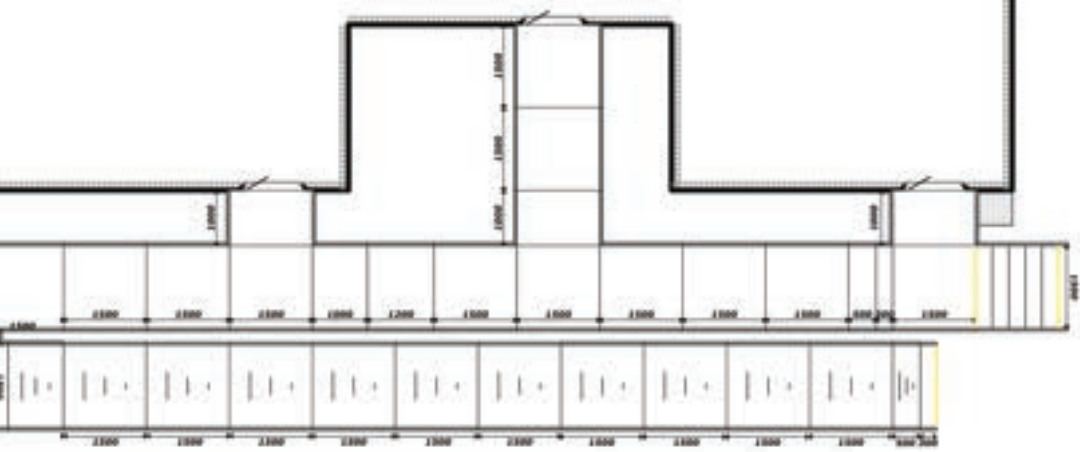
The installation process begins with a detailed site survey, gathering measurements and considering all aspects such as intended and future use, footfall, gradient, access requirements, potential obstacles, and health and safety related information. We can also work with supplied dimensions and drawings in order to produce a quotation.

Our surveyors will discuss any specific client requirements such as handrail colour, preferred walkway surface, boxing in or skirting, incorporation of tactiles, nosings and any other non-standard requirements.

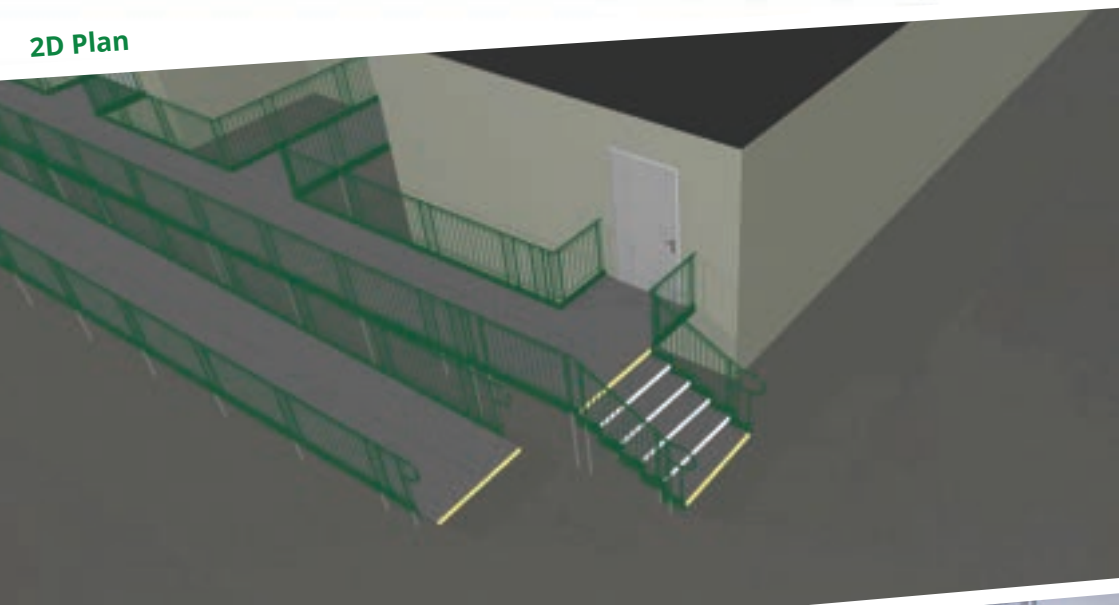
From the details obtained, an accurate 2D site plan and 3D illustration is produced to show all aspects of the current environment such as door locations, walls, street furniture and inspection chambers, helping everyone involved in the process visualise the finished project.

Once a quotation is approved, our administration team will arrange a date for installation, arranging for the equipment to be secured and the completion of all CDM documentation, liaising with the client throughout all stages.

Our skilled installation personnel are highly trained, DBS cleared, CSCS verified, and work in a safe and efficient manner, ensuring minimal disruption and effectively liaising onsite, to update on progress and ensure stakeholder satisfaction.



2D Plan



3D Plan



Complete





All Island coverage



Highly Qualified Teams



Short Lead Times

20+

Over 20 Years Experience



Re-usable & Re-configurable



Fast Installation Times



Fully Compliant



Class Leading Warranty



Survey & Design



The Ramps Plus modular metal ramp system is a class leading product which is extremely **cost effective**. The range of options available provide **flexibility**, whilst ensuring **compliance** with the latest access regulations.

The system has been designed to be **quick and easy to install**. We are also able to offer a full training programme to organisations that wish to install our products.



Modular Ramps

Reusable - our modular solutions are reusable, moving from one location to another in full or part.

Low labour costs - less time to install compared to concrete, requiring less groundworks and incorporating handrails.

Speed of installation - ramps can be used immediately after installation and take a fraction of the time to install.

Not weather dependent - can be installed in any weather unlike concrete which needs to be dry and above 5°C.

Slip resistant - high traction, self-draining surface options mean water will drain quickly.

Reconfigurable - can be re-designed to suit an alternative need, which could not be done with traditional methods.

Highly flexible - available in a variety of sizes providing options when space is tight, and access is complex.

Off the shelf - stocked in our extensive warehouses and available for same day dispatch.

Durable - fully galvanised, offering market leading longevity and standing the test of time.


Step Units

Our modular step units can be installed independently or in conjunction with a ramp, providing stepped access wherever needed. Being **fully adjustable**, each tread can be fine tuned to provide even risers, making negotiating stepped access much **easier**. Our units are easy to install, can be completed within an hour with basic tools and can be used **immediately**.

A variety of **size options** are available, with up to 8 steps as standard. With handrails on either side, **support and reassurance** is provided, and with our deep versions providing even larger treads, they are well suited to people using walking frames or who may be unsteady on their feet.

We can provide the same popular **surface choices** used for our ramp system, all of which provide a high level of **slip resistance**. Additionally, steps can incorporate a highlighted edge, especially important for visually impaired users.





Metal & Tactile



Easitread



GRP

Surfaces

Metal - Our multi directional slip resistance metal surface is a high quality, low maintenance, self-draining and cost-effective option, produced from expanded galvanised mild steel.

Easitread - Our Easitread rubber crumb surface is porous, hard-wearing, and weather-proof. It provides a soft yet durable walkway with excellent drainage properties whilst absorbing impacts, making it ideal for use in child friendly environments like nurseries, schools, and leisure centres.

GRP - Our GRP surface is extremely tough, durable, suited to high traffic areas and available in grey and black as standard.

Tactile - All options can incorporate tactile walkway surface indicators, which are used to alert people with low or no vision of potential hazards, such as the approach to stepped access.

On all surfaces the edges can be highlighted to signal the start/end of a ramp or platform as required. We also offer a range of colour options and decals.



Sizes

Public ramps need to have wider walkways to accommodate all users and include larger passing places, unless space is restricted. Handrails should be 1100mm high on all level platforms.

Balustrade Handrails

Balustrade handrails reduce open spaces to under 100mm and are required when heights exceed 380mm. In nursery schools or similar, balustrade is often preferred for the safety of small children. Midrails are an optional extra and are a useful addition to assist self-propelling wheelchair users.



Colour Contrast

Handrails must contrast with the surface of the ramp, with highlighted edges/nosings incorporated to signify level changes and step edges, particularly useful for those who are visually impaired. We offer green as standard (RAL 6005) but can provide other colours subject to a lead time and surcharge.

Gradients

Gradients are one of the most important factors and must be determined, considering the needs and abilities of all who may use the ramp.



Cross Bracing

Sometimes specified for ramps constructed at height or when heavy duty use is expected, cross bracing is utilised to reinforce the ramp structure, incorporating intersecting diagonal and horizontal supports.

Skirting

Boxing in underneath ramps is regularly requested to prevent rubbish and debris collecting and stop pedestrians or wildlife getting under the equipment. The method can vary between using mesh or more substantial boarding as determined by the client.



Re-usable

Ramps Plus offer a cost effective, reusable access solution that will last for years to come. Our products are extremely versatile and can be removed and reused, offering endless installation possibilities and generating substantial savings.

Warranties

We offer comprehensive warranties on all of our equipment and services to provide reassurance and peace of mind – contact us for more information.

10
YEAR
WARRANTY

Test Standards

Introduction

Our metal modular ramp system has been developed from the ground up, to be fully compliant with the latest accessibility regulations, whilst being tested for strength, corrosion resistance and safety against recognised standards.

This gives us the ability to offer our market leading warranty period, providing our clients with the confidence they are receiving a tried and tested system, which has been installed nationwide for a wide array of clients.

This document provides an overview of these test standards and results - should you require any further details, please contact us.

Specifying and installation

Whilst the design and manufacture of our equipment is an important factor when it comes to safety and functionality, the survey, specification and installation of the equipment is equally important.

We have amassed a wealth of experience surveying and installing access solutions in all kinds of environments, and are highly skilled in ensuring the solution specified will be fit for purpose, compliant and future-proof.

Our installation teams are fully qualified, highly trained and AccessNI / Garda Vetted, ensuring a safe, efficient and effective installation.

Slip resistance

Our multi-directional slip resistant surface has been tested and certified to **BS7976 Part 2** (Pendulum Test) and has been identified as having a low slip potential rating (>35 PTV) across a range of gradients, in both wet and dry conditions.

The properties/design of the surface provides natural drainage allowing users to maintain a secure footing in all weather conditions.

Due to the mesh profile, grip is provided in all directions and is designed to create a comfortable yet sturdy surface underfoot, that is suitable for most types of footwear.



Pendulum test

Load testing

Horizontal line load testing:

Our handrails have been tested against and satisfied the load deflection requirements of **BS6180:2011** 'Barriers in and about buildings - Code of practice.'

The tests showed our standard handrails have a deflection value of <25mm (maximum deflection permitted when a 0.74kNm load is applied).

The balustrade (Infill) panels satisfied the same criteria when a 1kNm load was applied.



Balustrade panel deflection



Handrail deflection

Static load testing:

We have tested our system against the requirements of **BS4592** and **BS6399** which consider deflection levels at specified loads whereby we satisfied the requirements of the 'light loading' conditions (3kNm).



Uniform distribution load test

We have also conducted in-house testing given the difficulty in determining specific load ratings owing to the possibility of varied configurations and the effects of load distribution.

Loading a typical ramp setup with 3420kg and maintaining this for 20 minutes, no adverse effects were witnessed.



The leg, foot and handrail upright assembly has also been tested in isolation, applying a downward force through the handrail, simulating the primary force exerted during use under foot. The leg allen bolt was stable up to 1900kg.

Corrosion resistance

Our system is predominantly manufactured from mild steel (EN 10111 Grade DD11) and is fully galvanised to EN ISO 1461 standards, offering superior corrosion resistance.

The handrails themselves have an electrostatic powder coating, with a highly durable, non reflective surface which satisfies the 'not cold to the touch' criteria.


Our standard handrails are available in Green (RAL 6005) or Black (RAL 9005), with balustrade rails standard in Green only. Bespoke colours are available upon request, subject to a lead time and surcharge.

The corrosion resistance of our handrails has been determined using the most common accelerated

corrosion test which is the destructive "Salt Spray Test" (ASTM B117).

In this, a handrail was continuously sprayed with a light mist using a 5% salt solution dissolved in water in a closed cabinet at 35°C. After 120 hours, the handrail showed no signs of red rust or deterioration of any form.

We have also conducted cross hatch testing to EN ISO 2409, giving us the confidence to offer our 10 year warranty period against corrosion.




Product development

At Ramps Plus, we are constantly seeking to improve the way we do things, the products we supply, and the services we offer. Adopting this approach, ensures we continue to provide the most effective solutions to independence across the Island of Ireland.

This ethos applies to our product development, whereby we continuously seek to improve our ramp and handrail systems. We also welcome feedback - should you have any comments as to how we can improve, please get in touch with us!

Core specifications



We also offer...

Alongside our metal modular ramps, we also provide our unique and widely used and specified 'Easirail' handrail system, which is both simple and cost effective to install.

Further information can be found on our website or speak to one of our Technical Advisors, who are trained in the latest accessibility guidance and product offerings, ensuring you receive the most appropriate advice.

Our Work


With over 20 years experience providing access solutions, we are trusted to provide our systems across the whole of the UK & Ireland. We have an ever expanding portfolio, working with and alongside a vast array of clients. These vary from local authorities to nationwide construction companies. Examples of our work can be seen across the following pages.

Visit our website for more case-studies, showing in-depth, the process we take for each installation.



Providing for the best

We work alongside some of the most recognised names, providing them and their customers with our range of products and services, making everyday access, easy!



Case Study

Manchester Airport

Introduction

Manchester Airport is an international airport at Ringway, south-west of Manchester city centre. In 2016, it was the third busiest airport in the United Kingdom in terms of passenger numbers and the busiest of those not serving London. After the airport handled a record 27.8 million passengers in 2017, it is currently undergoing a major expansion programme to double the size of Terminal 2, with the first elements opened in 2019. The £1 billion expansion will be completed in 2024 and enable Terminal 2 to handle 35 million passengers. Capacity exists for up to 50 million passengers annually with two runways, however, this potential figure is limited by the airport's restriction to 61 aircraft movements per hour as well as existing terminal sizes to effectively process arrivals and departures.

Client brief

Working in collaboration with Laing O'Rourke to provide ramped and stepped access to all entry and exit points of the new temporary terminal, while works were being simultaneously carried out completing the expansion of the airport. The requirements of the ramps and stepped access points would be relatively straightforward, directly on to the ground with no requirement for additional groundworks.



Identified solutions at survey

- One pedestrian ramp and step unit was required for boarding with a further two additional pedestrian ramps and step units for fire exits.
- All ramps and steps were fully compliant with building regulations for public access including full balustrade, rail continuation and 1100mm high handrails on all platforms. The ramp gradient was set at 1:20 with resting platforms.

- All platforms and steps were installed with yellow nosing to indicate level changes. Laing O'Rourke were responsible for installing holding barriers at the base of the main ramp, leading onto the runway.



Projected time on site to complete the installation

Owing to high security requirements of the airport, there were additional measures to be factored into this project, primarily the need for extra time. The entire project was completed during 5 separate visits; however, significant amounts of extra time was required on each visit for deliveries and personnel entry, owing to the site location within the airport and the associated security procedures.

Challenges identified at site survey

- Stringent liaison with airport security and Laing O'Rourke required for each visit, to organise specific personnel and delivery arrival times.
- Additional time was required for daily morning inductions, the obtaining of airport security passes plus the need to be escorted to and from site, with comprehensive security scanning and visual checks.
- All deliveries to be reported to Laing O'Rourke and airport security including fully itemised delivery lists and delivery drivers' details, including vehicle registration. Any liquids were sent for further checks and delivered to site by an appointed person.

- Installers were required to gain tool permits and were not allowed to be on site without an appointed person. Identity passes were always worn, alongside the requirement to have a passport or driving license on their person.
- Site had lockable containers to store tools and equipment as no unauthorised vehicles were allowed on site or airside. Vehicle parking was a 10-minute drive from the airport.
- As the installations were taking place "airside", it was strictly forbidden to have any loose debris on the site. Immediate and correct disposal of materials was essential throughout the project.



Project summary

A very successful portfolio of installations fully completed within the allotted timeframes. For Ramps Plus it was a very interesting project to be involved in, working alongside Laing O'Rourke and their very helpful and professional team of people. These installations will now remain in situ for quite some time, as the terminal refurbishment is carried out.



Case Study

Lakeside Shopping Centre

Introduction

Based in Grays, Essex, Lakeside shopping centre is the premier retail and leisure destination in the South East of England, just beyond the eastern boundary of Greater London. It was constructed on the site of a former chalk quarry and the first tenants moved into the complex in 1988. The shopping centre is the eleventh largest in Britain with over 250 shops, 50 cafes, cinema complex, restaurants and a 26-acre lake named Alexandra Lake with a PADI certified diving school complex. The centre has an average of 500,000 visitors per week.

Client brief

To provide ramped access to the main entrance of "Santa's Grotto" in the main carpark of the Lakeside shopping centre. To provide a ramp solution that could be removed and reused during the annual Christmas festivities, in Santa's traditional colour red.

Projected time on site to complete the installation

The first Installation was completed in November 2014, in preparation for the opening of Santa's Christmas Grotto. The installation of all platforms, ramps and steps was carried out in two days. The dismantling, packing, protection and storage of all equipment, after the Christmas period, was one day.



Identified solutions at survey

- **Main Entrance:** Threshold height of 860mm – A total ramp length of 17.3m was required to provide a gradient of 1:20. A 2.7m x 3.0m platform was installed at the threshold and a 3.3m x 1.5m return platform allowed the return ramp to land adjacent to the threshold platform.
- **Main Exit:** Threshold height of 960mm – A total ramp length of 1930mm provided a gradient of 1:20. A large platform was installed at the main exit at 8.9m x 2.8m. This platform wrapped around the corner of the building with a 180-degree return platform splitting a 9.5m ramp returning at 9.8m.
- **Fire Exit 1:** Threshold height of 250mm – A total ramp length of 3.8m provided a gradient of 1:15. A threshold platform 2.7m x 2.7m was installed allowing 1500mm clear space from the outward opening doors.
- **Fire Exit 2:** Threshold height of 300mm – A total ramp length of 4.5m provided a gradient of 1:15. A threshold platform 3.0m x 2.7m was fitted allowing 1500mm clear space from the outward opening doors.



Challenges identified at site survey

- **Main Entrance:** This ramp was used to both access the main building and for queuing. Because young children were expected to stand on the ramp for a reasonable amount of time a fully balustraded system from ground-level up was installed, leaving no passing point larger than 100mm.
- **Main Exit:** The platform and ramp were accessed by two large double doors. Both sets of doors opened externally and were used by multiple visitors leaving the building at the same time. A large 8.9m x 2.8m platform covered both doors allowing for plenty of additional space (clear of each of the outward opening doors) for visitors to congregate and organise themselves before leaving.
- **Fire Exit 1 and 2:** Both fire exits were at a relatively low threshold height with reasonably short ramp lengths. Each required a large platform enabling a minimum space of 1500mm clear of each of the outward opening doors. This was exceeded with a clear space of 1700mm beyond each door swing.

Installation elements including all site considerations

Security on site was of paramount importance. The car park was cleared for contractor vehicle access with site passes supplied by the main Intu site office. Site passes were always carried with Hi-Vis worn within the installation area only, not in the main shopping areas.

The site was a closed barriered environment with security fencing in place. Signage was required at each exit/entrance while all other site requirements were strictly adhered to, including the use of hardhats as required.

The installation of platforms, ramps and steps was unproblematic with only the additional need for materials to close-in the underneath of the installations. These extra measures help to prevent debris collecting and removes the temptation for children to climb underneath, while waiting in queues.



Project summary

All platforms, ramps and stepped were installed in time for the festive period to begin and to the satisfaction of all involved. After the initial installation of 2014, Ramps Plus were asked to return in the following years. For each subsequent visit the building that was being used as Santa's Grotto was in a different position with different threshold heights, however, owing to the modular nature of the ramping system this did not present any problems. Any issues were immediately overcome by simply adding or removing modular sections, achieving the correct compliant gradient for each location.



Case Study Newcastle NHS

Introduction

This development provided a temporary Ophthalmology unit for the treatment and prevention of diseases of the eye and visual system. It was designed, manufactured, and completed on site ahead of schedule, during the COVID-19 outbreak.

Safe systems of work were utilized to ensure the protection of all on site, adhering to strict social distancing guidelines, undertaking of regular risk assessments, and maintaining high levels of site hygiene. The complex nature of this project made it necessary for the installation works to progress on a live construction site, while also maintain access and egress from the new building.

Working in partnership with the Robertson Group on behalf of the Newcastle Hospitals NHS Foundation Trust, this project was successfully completed against ambitious deadlines.

Client brief

Extensive access solutions required to all points of access and egress from unit.

- Provide ramping and stepped access to the main entrance of the unit.
- Provide ramping and stepped access to the rear exits of the unit, to maintain a "one way" system.
- Ramping to the "loading" area of the unit where equipment and supplies could be brought into the hospital.



Main requirements and features

- **Balustrade:** This access solution was specified to be fully balustraded.
- **1100mm High Rails:** Installed at specified position on the platform sections, these rails provide additional safety and assurance.
- **Bespoke:** Due to the varied door reveals and recesses, bespoke threshold plates were manufactured to bridge the door reveals and provide a smooth transition for anyone using the ramps.
- **Highlighted Edges:** All level changes required 55mm highlighted edge strips, providing a visual aid to all users.
- **Hazard Warning Surface:** This was specified at certain areas of the platforms to provide a further visual aid to the users and warn of any "hazards" when approaching a ramp or step system.
- **Compliance:** Being a "public building" adhering to the latest regulations is of the utmost importance. Working alongside Robertson Group we able to inform their own design considerations, creating a solution that was not only fit for purpose, but fully compliant.



Working in partnership with:



Time on site to complete the installation

All modular ramp system components were installed in only 7 working days with the total time from inquiry to survey, design and installation taking just under 30 days.

Logistical considerations

As the site was situated in a busy city centre hospital, we were required to work in a high footfall environment with numerous contractors on site with all their plant and equipment. Prior to our installation, we needed to liaise with the scaffolding contractor on site due to their being significant scaffolding and obstructions to the area where the ramps were required.

On behalf of:




Additional works

Once we approached the end of the project, we were requested by the main contractors and site manager to install some door closers to all the doors on the exit ramp – this was requested as some of the doors open quite close to our ramp handrails, and with out these closers the doors could possibly hit the handrails and cause damage to either the door or the handrails. Once these were installed, we were able to proceed with an end of project brief and the new ophthalmic unit could be opened to the general public the following week.

Project summary

All works were completed within exacting timescales and on a highly intricate site. We were pleased to be able to offer our products and services at such short notice, during the COVID-19 pandemic, helping patients at the Newcastle General Hospital and to the satisfaction Robertson Group and the Newcastle NHS Foundation Trust.





Ramps Plus provide a wide range of access solutions across the UK & Ireland from small threshold solutions to extensive modular metal ramp systems and portable equipment.



RampsPLUS⁺

Access Solutions for All

Ramps Plus (ROI)

Mobility Plus, Unit 5B, Botley Lane Industrial Estate,
Botley Lane, Portarlington, Co Offaly R32 K4PP

T: 057 9168011

M: 085 7362163

E: access@rampsplus.ie

www.rampsplus.ie

Ramps Plus (NI) Limited

Unit 390, Moat House Business Centre,
54 Bloomfield Avenue, Belfast BT5 5AD

M: 07935 367927

E: access@rampsplus.co.uk

www.rampsplus.co.uk